



India in the Changing Global Economics & Geopolitical Dynamics

Financial Awareness Presentation for Uganda NRIs



The two headwinds which have impacted the Economic scene in India

The two headwinds for India



The Iran war



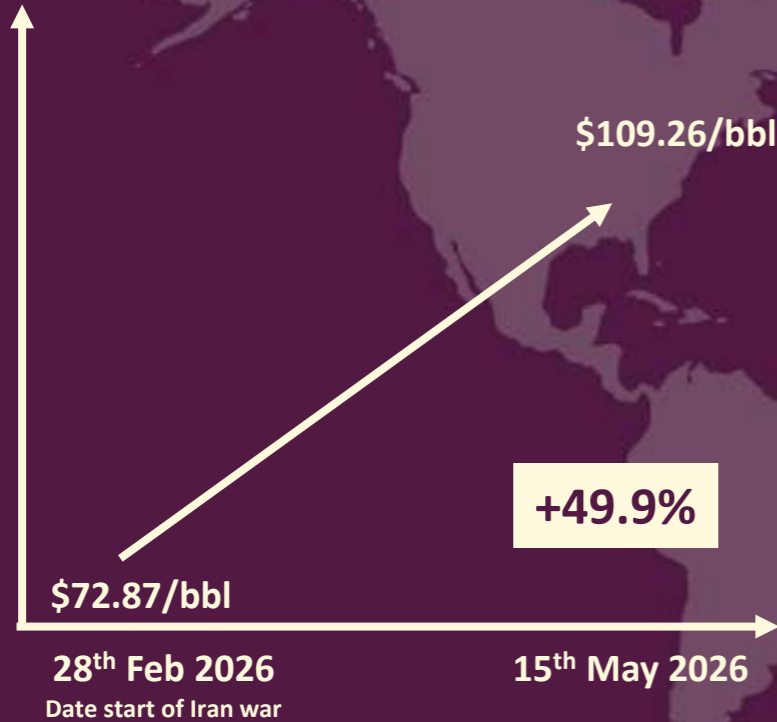
The two headwinds for India



Impact of Iran war


Rise in the price of Crude

Price of Brent crude



Fall in the value of the Indian Rupee

Dollar - Rupee



The two headwinds for India



Impact of Iran war

Rise in The Price of Crude

- Burden of rise in the price of fuel has to be borne by Oil Marketing Companies, Government or Consumers.
- Increased cost of production for Industries and Services
- Inflationary trend in the Economy.
- Impact of Industries and Services on account of availability of inputs.
- Impact on growth of the economy.
- Impact on Corporate profitability and Government Finances.

The two headwinds for India



Impact of Iran war

Fall in the value of Indian Rupee

- 90% of Indian crude oil needs are by way of imports.
Rising price of crude means more foreign exchange outflow.
- Disruptions in exports to impacted regions like the Middle East.
- Fall in remittances from expatriate Indians working in the impacted regions.
- Disruption in tourism and free flow of trade and commerce.

The two headwinds for India



Impact of Iran war

A broader long term perspective

- *Evolving Energy landscape of India*

Year	Oil Imports by India	Size of Indian Economy (GDP)
2008	900 Million barrels	1 Tr. USD
2025	1.7 Billions barrels	4 Tr. USD

Oil Imports up 80%.

Economy size up 400%.

The two headwinds for India



Impact of Iran war

A boarder long term perspective

- The entire world has been impacted in smaller or larger proportion and India is one amongst it.
- Price of Brent Crude was US \$ 19.33 per barrel on 21st April 2020 on account of Covid situation.
Exceptional prices do not remain for long; mean reversion does happen.
- A period of high prices for a certain period when looked at a broad lens (long period) the average impact is low.

The two headwinds for India



The Advent of AI



The two headwinds for India



Impact of AI

The fear is Indian IT Services Industry will become largely redundant.

In last year (as on 15th May, 2026):

- Nifty IT Index down by – 25.85%
- Nifty Bank Index down by – 2.04%
- Nifty Realty Index down by – 8.16%
- FII have sold Indian Equities to the extent of US \$40 Billion to move to other markets which were AI driven.
- FII Selling of Indian Equities led to a sharper fall in the value of INR against the US \$.

The two headwinds for India



Impact of AI

- The IT Sector is large employer in India.
Top 7 IT Companies in India employ 1.6 million people.
- The IT Sector is an economic driver especially in the Realty sector and to some extent in the Banking sector.

The two headwinds for India



Impact of AI

A broader long term perspective

- All the IT companies in India are transforming themselves to be relevant in the AI era.
- One of the major employer of white collar graduates are GCC (Global Capability Centers). These GCC are offices of Global corporations operating from India .
- There are 2117 GCCs at present employing 2.36 million people. This numbers of GCC is supposed to reach 2200 by the end of 2026.

The two headwinds for India



Impact of AI

A broader long term perspective

- The FII and Global investment fraternity has started doubting about the valuations of AI stocks.
- The return expectation might be muted vis-à-vis the huge investments which are made in AI.
- AI will improve the efficiencies of the entire Indian Economy and make it more productive.

India a Resilient Economy



India is Expected to be the fastest growing economy amongst the top 20 economies of the World in the year 2026.

Country	Growth Rate	Country	Growth Rate
India	6.50%	United Kingdom	0.80%
Indonesia	5.00%	Canada	1.50%
China	4.40%	Japan	0.70%
Saudi Arabia	3.10%	Mexico	1.60%
Turkey	3.40%	South Korea	1.90%
Spain	2.10%	Switzerland	1.30%
Brazil	1.90%	France	0.90%
USA	2.30%	Russia	1.10%
Australia	2.00%	Italy	0.50%
Netherlands	1.20%	Germany	0.80%

Source : https://www.imf.org/external/datamapper/NGDP_RPCH@WEO/OEMDC/ADVEC/WEO/WORLD
<https://ceoworld.biz/2024/11/25/revealed-these-are-the-largest-economies-in-the-world-2025/>

India a Resilient Economy



Stock market performance of top 20 economies of the world
(Change from as on 15TH May 2026)

Fourth largest stock market in the world by way of market cap

Country	Index	1 Yr	3 Yr (CAGR)	5Yr (CAGR)	Country	Index	1 Yr	3 Yr (CAGR)	5Yr (CAGR)
India	Nifty Midcap 150	5.39%	21.84%	18.40%	Canada	S&P/TSX	30.64%	18.02%	11.86%
India	Nifty Smallcap 250	0.12%	19.28%	16.31%	Netherlands	AEX	8.77%	9.89%	7.20%
India	Nifty 50	-5.66%	10.12%	10.15%	United Kingdom	FTSE 100	18.09%	9.00%	7.86%
USA	Nasdaq 100	36.51%	30.58%	15.74%	France	CAC	1.26%	1.88%	4.99%
USA	S&P 500	25.21%	21.43%	12.18%	Australia	S&P/ASX 200	4.02%	5.45%	4.10%
China	MSCI China	5.96%	7.53%	-5.83%	Mexico	S&P/BMV IPC	17.23%	7.15%	6.43%
Spain	IBEX 35	25.30%	24.13%	13.92%	Russia	MOEX	-7.27%	0.01%	-6.51%
Italy	FTSE MIB	20.81%	21.72%	14.57%	Indonesia	IDX Composite	-8.21%	-0.70%	2.26%
Germany	DAX 30	1.08%	14.86%	9.44%	Switzerland	SMI	8.12%	5.24%	3.37%
South Korea	Kospi	185.85%	42.83%	18.59%	Brazil	Bovespa	27.24%	18.60%	7.99%
Japan	MSCI Japan	41.44%	21.57%	15.23%	Saudi Arabia	Tadawul All Share	-4.50%	-0.20%	1.89%

Source : <https://in.investing.com/>

India one of the best performing Stock Markets in 30 years



Country	USD to Currency	15-05-1996	15-05-2026	Benchmark	15-05-1996	15-05-2026	30 Year CAGR USD TERM
USA	--	--	--	S&P 500	665.4	7,408.50	8.36%
China	USD / Yuan	8.33	6.81	Shanghai Composite Index	682.05	4,135.39	6.91%
Germany	USD / EURO	0.80	0.86	DAX	2,534.40	23,950.00	7.52%
Japan	USD / Japanese Yen	106.52	158.77	Nikkei 225	22,055.97	61,409.29	2.10%
United Kingdom	USD / Pound	0.6614	0.7506	FTSE 100	3,753.60	10,195.37	2.95%
India	USD / INR	34.7	95.97	Nifty 500	790.53	22,531.15	8.09%
India	USD / INR	34.7	95.97	Nifty 50	1,115.97	23,643.50	7.02%
France	USD / EURO	0.80	0.86	CAC 40	2,124.64	7,952.55	4.25%
Italy	USD / EURO	0.80	0.86	FTSE MIB	15,794	49,116.47	3.61%
Russian Federation	USD / Russian Ruble	4.975	72.85	MOEX Russia Index	2634	2,633.84	-8.56%
Brazil	USD / Brazil Real	0.9953	5.056	Ibovespa	5,442	1,77,284	6.39%
Canada	USD / CAD	1.369	1.375	S&P/TSX Composite Index	5,000.00	33,833.35	6.57%
Australia	USA / AUD	1.248	1.3985	S&P/ASX 200	2,179.70	8,630.80	4.30%
Mexico	USA / Mexican Peso	7.42	17.34	S&P/BMV IPC	3,226.21	67,976.50	7.61%
Spain	USD / EURO	0.80	0.86	IBEX 35	4,067.58	17,622.70	4.76%
Korea, Republic of	USD / Korean Won	779.1	1,497.88	KOSPI	940.96	7,493.18	4.85%
Türkiye	USD / TRY	0.0773	45.4951	BIST 100	6.65	14,367.60	4.43%
Indonesia	USD / Indonesian Rupiah	2,330.50	17,465.00	Jakarta Composite Index	619.84	6,723.32	1.24%
Netherlands	USD / EURO	0.80	0.86	AEX Index	253.63	1,010.44	4.47%
Saudi Arabia	USD / Saudi Riyal	3.7504	3.7526	Tadawul All Share Index (TASI)	1,492.40	10,995.44	7.26%
Switzerland	USA / Swiss Franc	1.2541	0.7871	Swiss Market Index (SMI)	3,572.50	13,220.17	6.09%

Source : <https://in.investing.com/>

The Currency Equation



15th May 2014: UGX/INR = ₹0.023
15th May 2026: UGX/INR = ₹0.025
INR depreciated against UGX at 0.70% CAGR.
Last 1 year Depreciation of INR against UGX – 10.39%

15th May 2014: USD/INR = ₹59.45
15th May 2026: USDR = ₹95.99
INR depreciated against USD at 4.07% CAGR.
Last 1 year Depreciation of INR against USD – 12.35%

Source - <https://www.google.com/finance/>

✓ Depreciation of currency on account of two factors:

- Foreign fund inflows and outflows.
- Inflation differential between the two economies.

✓ Inflation differential

- India Inflation Rate: 3.48% CPI inflation in April 2026
- US Inflation Rate: 3.80% CPI inflation in April 2026

Depreciation of Rupee on account of Global headwinds not weak fundamentals of the Indian Economy.



REDISCOVERING INDIA



NRI Financial Regulations



Banking Regulations for NRI

Banking Regulations for NRI



INTRODUCTION

- ✓ NRI are not allowed to keep Resident Indian savings account in India under FEMA.
- ✓ Either the resident savings account is to be closed or converted in NRO account.

TYPES OF BANK ACCOUNTS / DEPOSITS



NRO Account (Non-Resident Ordinary Account)



- ✓ Non-repatriable rupee account.
- ✓ When Resident Indian becomes NRI, his existing resident savings account changes to NRO.
- ✓ Credits and debits of Non-repatriable funds.
- ✓ The interest income from the account is taxable under Income Tax.
- ✓ Joint account with another NRI / OCI or with resident can be opened.
- ✓ Loan available against this account in Indian Rupees.

NRE Account (Non-Resident External Account)



- ✓ Remittance from abroad or other NRE or FCNR Accounts.
- ✓ Balance held in rupees but are freely repatriable.
- ✓ Proceeds on maturity of investments made through NRE account can be credited.
- ✓ The interest income from the account is exempted from Income Tax.
- ✓ Loan can be availed against the balances in this account, in Indian Rupees.
- ✓ Joint account with another NRI / OCI or with resident relative* can be opened on “Former or Survivor” basis.

FCNR Deposits (Foreign Currency Non-Resident Deposits)



- ✓ Deposits in specified foreign currencies (Savings bank account not available).
- ✓ Different Interest rates for holding deposits in different currency. Swap between currencies possible.
- ✓ Transfer to NRE and vice versa possible.
- ✓ The interest income from the account is exempted from Income Tax.
- ✓ Loan can be availed against these deposits in Indian Rupees and specified foreign currency.
- ✓ Joint account with another NRI / OCI or with resident relative* can be opened on “Former or Survivor” basis.

* Definition of Relative / Close Relative as per Companies Act for FEMA & RBI regulations

GIFT City Bank Accounts



- ✓ Account can be Savings Account or a Term Deposit Account.
- ✓ Accounts are denominated in Foreign Currency (USD, GBP, EUR, JPY) and not INR.
- ✓ Can be opened by NRI/OCI, Foreign Individual (Non-OCI) & Non-Individual entities.
- ✓ Savings Account Interest can be 2.0% to 5.15% p.a.
Term Deposits: Higher rates than global standard rates.

* Definition of Relative / Close Relative as per Companies Act for FEMA & RBI regulations

GIFT City Bank Accounts



- ✓ Interest income fully tax free in India. Hence, no TDS.
- ✓ Fully repatriable funds can be moved to any country seamlessly.
- ✓ Inward Remittance cost: NIL
Outward Remittance cost: US \$ 10 to 40
- ✓ Park savings geographically in India, with no regulatory restrictions.

* Definition of Relative / Close Relative as per Companies Act for FEMA & RBI regulations



Transfer of funds from NRO A/c to NRE A/c and repatriation of funds out of India

Transfer and repatriation of funds



- ✓ NRI can transfer funds (other than borrowed funds) from NRO A/c to the extent of US\$ 1 million (since 2005) per person per year to NRE A/c or out of India.

Requirements :

- Taxes due on funds supposed to be transferred should be paid.
 - A simple CA certification procedure has to be followed for the transfer.
The funds shall not be from any borrowed sources
 - Where the remittance is made in more than one instalment, the remittance of all instalments shall be made through the same bank.
- ✓ The limit of US\$ 1 million can be extended with a specific permission of the Reserve Bank of India in case of assets received under inheritance where hardship will be caused to such a person if remittance from India is not made.

Transfer and repatriation of funds



✓ Instances where repatriation is possible under the USD 1 million scheme:

- Sale or inheritance of real estate property.
- Gifts received in India in Indian NRO bank account.
- Refund of loans given to any individual/entity.
- Sale proceeds of investments in any businesses.
- Sale proceeds of financial assets (Shares, Mutual Funds, etc.)



Transfer of Mutual Fund Units

Transfer of Mutual Fund Units



- ✓ Mutual fund units held under a Statement of Account were not allowed to be transferred nor their holding pattern was allowed to be charged.
- ✓ This effectively led to incidence of tax liability in several instances.

Transfer of Mutual Fund Units



Mutual Fund Units under Statement of Account have the following flexibility under the new change.

✓ Transfer to relative	• Tax Planning
✓ Transfer to third parties	• Succession Planning without any tax implications.
✓ Add holder/s	• Death of holders.
✓ Interchange holders	• On Marriage • On Divorce • On Family Separations.



Aadhar Card for NRI



✓ **Following persons are eligible to obtain Aadhaar:**

- **All Indian passport holders irrespective of their stay in India.**
- **Foreign passport holders who stay in India for a period of 182 days or more in past 12 months preceding the date of application for enrolment.**

Aadhar Card for NRI



- Supposed to link their AADHAR Card with PAN, if they hold the AADHAR Card.
- If they do not hold the AADHAR Card, they are exempted from the linking requirement.
- It is not mandatory for any NRI residing outside India to obtain AADHAR even if they are eligible to obtain the same.

Inoperative PAN on account of PAN not being linked with Aadhar Card can be resolved by appropriate procedure on a case-to-case basis.



**What happens to the Indian assets on death
of a Uganda NRI?**

**Is succession of Indian assets as per the laws
of India or Uganda?**

Succession of Indian assets of Uganda NRI



Succession mechanism on death of a person Domiciled outside India

Person dies with a Will
(Testamentary Succession)

Person dies without a valid Will
(Intestate Succession)

Succession as per the Will for
Movable assets & Immovable
assets

Immovable Assets as
per Hindu Succession
Act in case of
Hindus

Movable Assets as per
law of Succession of the
country in which NRI is
Domiciled

Succession of Indian assets in absence of a Will



✓ Hindu Male

- Mother, Widow, Daughters, Sons, Heirs of the predeceased Son / Daughter. (Father not included).

✓ Hindu Female

- Sons, Daughters, Children of predeceased Son / Daughter and the Husband. (Father, Mother, Father-in-law, Mother-in-law not included).

All the assets are to be equally distributed among all the heirs surviving at the time of his / her death.



Is nomination enough for appropriate succession of financial investments of NRI in India?

Effects of Nomination



- ✓ On death of the holder of such assets transmission of assets happens in favour of the nominee.
- ✓ Nominee is not the owner of the assets, he is merely a custodian.
- ✓ The real owner of the asset is the owner under the laws of succession where Will is made (Testamentary Succession) or Intestate Succession (where Will is not made).



Requirement of Physical Presence in India for Uganda NRI Executing Will for Indian Assets

Preparation of a valid Will for Indian Assets



- ✓ The Will can be validly prepared outside India.
- ✓ It should have the essentials of a valid Will.
- ✓ Ideally should be signed by the testator and two witnesses in presence of Notary Public in foreign country.
- ✓ Declarations of both the witnesses should be executed before Notary Public affirming that they acted as witness to the Will.



REDISCOVERING INDIA



NRI Taxation Regulations



**Incomes which accrue, arise or are received in
India
are liable to Income Tax in India**

Who is required to file Income Tax return in India ?



For New Tax Regime (For Non Resident Individual)

1. Person whose income exceeds Rs. 4 lakhs in India during the financial year.
2. Person who wants to claim refund of any taxes which have been withheld (TDS deducted).
3. Person who wants to claim a loss and carry forward the loss for set off in subsequent years.
4. Following categories of persons irrespective of the income:
 - i. Deposited an amount exceeding Rs.1 crore in current accounts by any mode during the year.
 - ii. The deposit in one or more savings bank account of the person, in aggregate, is rupees fifty lakh or more during the previous year.
 - iii. If his total sales, turnover or gross receipts, as the case may be, in the business exceeds sixty lakh rupees during the previous year; or
 - iv. If his total gross receipts in profession exceeds ten lakh rupees during the previous year; or
 - v. If the aggregate of tax deducted at source and tax collected at source during the previous year, in the case of the person, is twenty-five thousand rupees or more (fifty thousand in case of senior citizen); or
 - vi. Has incurred electricity expenditure in aggregate exceeding Rs.1 lakh during the year.



DTAA

(Double Taxation Avoidance Agreement)



DTAA Benefit: Concessional rates of taxation in India DTAA

An NRI can opt for rates whichever are beneficial:

- Tax rates as per the Indian Income Tax Law

OR

- Concessional tax rates under the DTAA

Incomes in India with DTAA Benefits



Type of Income	Type of Income	Indian Income Tax Rate for NRI (%)	Concessional tax rates under India –Uganda DTAA in India (%)
Sale of Equity Mutual Funds	Short Term Capital Gain	20	0
	Long Term Capital Gain	12.5	0
Sale of Debt Mutual Funds	Short Term Capital Gain	Slab rates of tax	0
	Long Term Capital Gain		0
Sale of AIF (Cat –II)	Short Term Capital Gain	Slab rates of tax	0
	Long Term Capital Gain	12.5	0
Pension	-	Slab rates of tax	0
Dividend	-	20	10%
Interest	-	Slab rates of tax	10%

Income rates are excluding Surcharge and Cess while DTAA rates are including it.

Procedure to avail DTAA benefits for concessional or zero tax rate in India



Sale of Indian Mutual Funds (Equity or Non-Equity) by Uganda Tax Residents on which taxes (TDS) shall be deducted.

Obtain Tax Residency Certificate (TRC) in Uganda from Uganda Revenue Authority (URA) for that tax year.

Refund of TDS deducted on Mutual Fund gains from the Income Tax for that financial year to the taxpayer.

Fill Form 41 on Indian income tax department portal by submitting TRC & file Indian Income Tax Return (ITR) for that financial year in India.

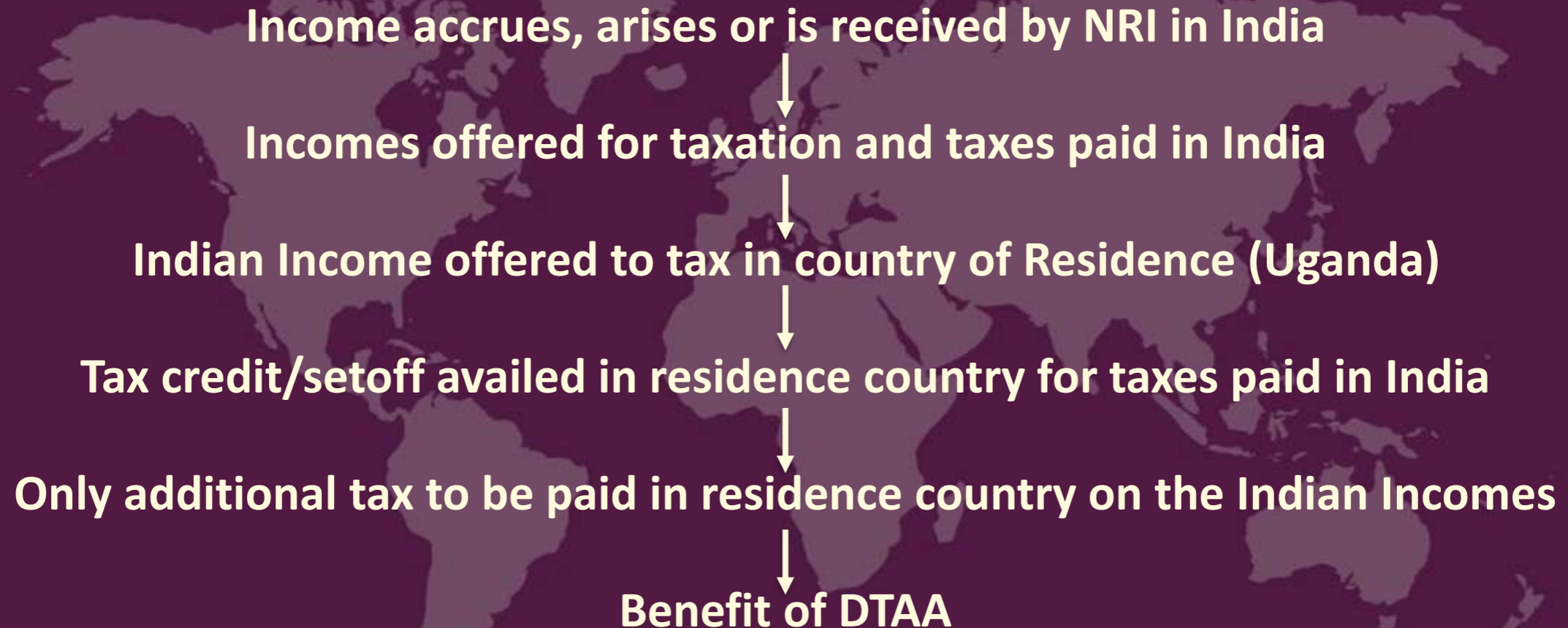
This interpretation of the DTAA has been confirmed by the following judicial decisions:

1. *Anushka Sanjay Shah, Mumbai vs Income Tax Officer, Mumbai* on 26 March, 2025.
2. *The Dy. Commissioner of Income-tax (International Taxation) Kochi vs. Sri.K.E.Faizal* ITA No.423/Coch/2018
3. *ITO (IT) 2(1) Mumbai vs. Shri Satish Beharilal Raheja* ITA NO.4627/Mum/2009

Taxation of Indian Incomes for NRI Individuals



DTAA Benefit: Avoidance of Double Taxation under DTAA





REDISCOVERING INDIA



NRI Investment Opportunities

I. Managed Indian Equity Portfolios

Mutual Funds

**Portfolio Management
Services (PMS)**

Understanding Equity Mutual Funds in India



- ✓ Professionally managed means of investing in Indian Stock Market
- ✓ Widely accepted as the most popular and convenient means of investment in the Equity Market in India.
- ✓ SIP (Systematic Investment Plans) is a very effective and widely accepted investment mode. SIP of Rs. 31,115 Cr on a monthly basis.
- ✓ Total Assets Under Management (AUM) worth INR 72.08 L Cr (USD 865 billion) across 50 Asset Management Companies having thousands of Mutual Fund schemes.

Debt	Equity	Hybrid
INR 18.01 Lakh Cr (USD 216 billion)	INR 41.68 Lakh Cr (USD 500 billion)	INR 12.39 Lakh Cr (USD 149 billion)

- ✓ Well managed equity mutual fund portfolio outperforms a self-managed stock portfolio.

Data Matrix for scheme selection – KPI (Key Performance Indicators)



Sr. No	Scheme Name	Large Cap	Mid Cap	Small Cap	Smaller Small Cap	Debt and Others	Composition	Portfolio Turnover (%)	Returns as on 30-04-2026						
									1 M (in %)	3 M (in %)	6 M (in %)	1 Yr (in %)	2 Yr (in %)	3 Yr (in %)	5 Yr (in %)
1	ABC Flexi Cap Fund-Reg(G)	55	25	16	2	2	Domestic Equities = 98.62, Cash & Cash Equivalents and Net Assets = 1.39,	24.00	9.94	-0.65	-1.96	6.67	8.61	17.36	13.70
	NIFTY 500 - TRI								10.53	-1.60	-4.12	3.96		15.29	14.04
	Rolling Returns Max (5 Y)	Top 10 Sectors										43.04		22.62	
	Rolling Returns Min (5 Y)	Bank = 20.01, Automobile & Ancillaries = 12.57, Healthcare = 8.59, IT = 8.33, Finance = 7.87, Chemicals = 4.86, Crude Oil = 4.43, Iron & Steel = 4.04, Retailing = 3.98, Insurance = 3.08,										-8.92		10.33	
	Avg Rolling Return (5 Y)											14.04		16.46	
	Quartile										1	2	1	2	
	Sectors In (> / < 1%)	--							Stocks In (> / < 1%)			--			
	Sectors Out (> / < 1%)	IT = -2.31							Stocks Out (> / < 1%)			--			

EXIT LOAD	Exp. Ratio	Star Ratings	Value Research	Morningstar Medalist Rating	Morningstar Star Ratings	CRISIL	Information Ratio	Sortino Ratio	AI Recommendation	No. of Stocks	P/B	P/E	Alpha (3 Yrs)	Our Recommendation	Fund Manager/s	AUM (in CR)	AUM Before 6 M (Cr)
1% on or before 90D, Nil after 90D	1.37	3	Hold	Neutral	★★★	RANK 01	1.49	1.09	BUY(2)	78	3.74	27.65	2.01	SB	Pri = Mr. Harish krishnan (Since 03-11-23), Sec = Mr. Dhaval Joshi,	25632	24816
										500	3.23	21.24					

Top 10 Holdings
 ICICI Bank Ltd. = 5.85, HDFC Bank Ltd. = 3.62, Kotak Mahindra Bank Ltd. = 3.46, Reliance Industries Ltd. = 3.19, Infosys Ltd. = 2.85, State Bank Of India = 2.71, Bharti Airtel Ltd. = 2.29, Hindalco Industries Ltd. = 2.23, Bharat Forge Ltd. = 2.12, HCL Technologies Ltd. = 1.92

Notes:																	
--------	--	--	--	--	--	--	--	--	--	--	--	--	--	--	--	--	--

1 to 100 Companies = Large Cap (Market Cap 105174 Cr to 1970797 Cr), 101 to 250 Companies = Mid Cap (Market Cap 34758 Cr to 104516 Cr) , 251 to 500 Companies = Small Cap (Market Cap 12093 Cr and 34699 Cr), Below 500 Companies = Smaller Small Cap (Market Cap 12088 Cr and Below)
 Considered as per AMFI Data as on 31/12/2025 and as per NSE and BSE Avg. Market Cap

Reviewing the Mutual Fund portfolio from time to time



ASHUTOSH FINANCIAL SERVICES PVT. LTD		Dept. : Research & Analysis
Mutual Fund Investment - Redemption Suggestion (P)		Doc. No. : AFSP-F-R&A-02 I
		Rev. No. & Date: 01/01.07.2023
SUGGESTION FOR - MR. XYZ		15-11-2024
(NAV AS ON 14-11-2024)		
S.No.	PARTICULAR	AMOUNT
±	<u>We recommned to redeem Full / Partly amount from the below mentioned scheme.</u>	
1	<u>PGIM - INDIA MID CAP OPPORTUNITIES FUND - G</u> Mr. XYZ : Folio No:- 9109451232 : MV:- 31,37,674/- (full) Redeem FULL amount (Rs. 31,37,674/-) from the above mentioned scheme. Capital gain Rs. 8,59,052 & TDS Rs. 1,07,382 approx.	31,37,674.00
	TOTAL	31,37,674.00

Disclaimer: Mutual Fund investments are subject to market risk. Please read the offer documents carefully before investing.

ASHUTOSH FINANCIAL SERVICES PVT. LTD		Dept. : Research & Analysis
Mutual Fund Investment - Direct Investment Suggestion (P)		Doc. No. : AFSP-F-R&A-02A
		Rev. No. & Date : 01/01.07.2023
SUGGESTION FOR - MR. XYZ		15-11-2024
S.No.	PARTICULAR	INVESTMENT AMOUNT
	<u>LUMPSUM INVESTMENT</u>	
1	<u>MOTILAL OSWAL - MID CAP FUND</u> <u>Investment Pattern:-</u> It is a Equity Mid Cap (Minimum investment in equity & equity related instruments of mid cap companies - 65% of total assets)Styled Fund. <u>Investment Style:</u> The above amount is to be invested directly. <u>Investment Option:-</u> Growth <u>Funds to be transfered in favour of:-</u> MOTILAL OSWAL - MID CAP FUND	31,40,000.00
	TOTAL	31,40,000.00

Disclaimer: Mutual Fund investments are subject to market risk. Please read the offer documents carefully before investing.

Understanding Portfolio Management Service (PMS)



- ✓ Professional fund management by Asset Management Companies (AMCs).
- ✓ Diversified portfolio for investor of Equity Shares in separate demat (brokerage account).
- ✓ Choice of portfolio strategy/scheme as per investor financial profile.
- ✓ Different than a Mutual Fund:
 - Concentrated portfolio as compared to a Mutual Fund.
 - Limited regulatory restrictions on fund management.
 - PMS portfolio not impacted by inflow & outflow of other investors.
- ✓ Minimum investment size is Rs. 50,00,000/-.

Investment in Portfolio Management Service (PMS)



Sr. No	Name of PMS / Benchmark	Data as on	Inception Date	AFSPL Category	Composition (%)					1 M (%)	3 M (%)	6 M (%)	1 Y (%)	3 Y (%)	5 Y (%)	10 Y (%)	
					Large	Mid	Small	Micro	Cash								
	General notes for AMC	IIFL Asset Management is a part of the IIFL Investment Managers group. IIFL Asset Management is an India focused, global asset management company. Our differential products enable refined investors across the world to participate in India's unique growth story. We understand the distinctions that define India's demography and demand. A disciplined and active management approach allows us to tap into India's potential as a unique asset class for longterm growth. IIFL Asset Management's deep insights of the Indian story enable to create investors to generate sustainable risk adjusted returns. Driving every investment action at IIFL Asset Management are the fundamental 'VALUE' principles that form the core philosophy: Value creation by capital preservation blended with opportunistic growth, Active management with a longterm focus, Local expertise and rigorous research, Unafraid to be unconventional, Ethical and responsible investment.															
1	ABC - Multicap PMS	31.3.26	7.11.13	Multi Cap	58	14	16	9	2	-12.17	-15.55	-12.53	-10.43	8.74	9.30	11.30	
	BSE 500 TRI									-11.4	-13.9	-9.62	-3.12	12.89	11.76	13.57	
	Nifty500 Multicap 50:25:25 - TRI	Top Sectors									-11.1	-13.8	-10.1	-2.522	15.41	13.751	--
	Quartile												3	4	4	3	3
	Rolling Return Max (Incep)													188.61	50.74	28.96	
	Rolling Return Avg (Incep)	Financial Services = 33.29, Capital Goods = 14.14, Telecommunication = 12.98, Automobile and Auto Components = 7.48,												18.13	15.01	14.52	
	Rolling Return Min (Incep)	Information Technology = 6.05, Healthcare = 5.61, Consumer Services = 4.52, Construction = 4.22, Chemicals = 3.68,												-23.64	-6.50	-0.36	
	Rolling Times > 1% (Incep)	Services = 2.23, Consumer Durables = 2.05, Oil, Gas & Consumable Fuels = 1.54.												75.26	97.09	99.82	
	Rolling Times > -1% & < 1% (Incep)													6.17	0.23	0.07	
	Rolling Times < -1% (Incep)													18.57	2.68	0.11	
	Scheme orientation:	Investing in a concentrated basket of 20-25 stocks with a bias towards large Cap stocks. Investing in stocks that are available at significant discount to their intrinsic value, Investing in stocks that provide earnings visibility, Actively use sector rotation to align with changes in business cycles to generate Alpha. The investment strategy is to invest in a portfolio following the SCDV framework (Secular, Cyclical, Defensives, Value Trap) wherein it invests a large proportion of the portfolio in high quality Secular growth companies which are long term compounding stories. Rest of the portfolio is invested across quality Cyclical and Defensives while maintaining underweight allocation in Value traps. Portfolio construction across these three quadrants enables us to enhance diversification even with limited number of stocks.															

Average Market Cap (Cr)	Dividend Yield (%)	P/E	P/B	3Y Alpha	Info Ratio	Fund Manager	Fee Structure	No. of Stock	AUM (Cr)	Exit Load	Recommendation
185678	0.30	25.30	3.67	-3.60	-1.14	PRI = Mr. Nishant Vass, SEC = Ms. Simran Suryavanshi	Fixed fee: 2.50%, Variable Fee: No Option, Hurdle Fee: No Option, Profit Sharing: No Option	45	2769	Exit Load: 1 Year: 3.00%, 2 Year: 2.00%, 3 Year: 1.00%	--
Top Holdings											
HDFC Bank Ltd = 6.74, Indus Towers Ltd = 6.50, ICICI Bank Ltd = 5.81, Bharti Airtel Ltd = 4.48, Tata Motors Ltd = 4.29, Kotak Mahindra Bank Ltd = 3.82, Axis Bank Ltd = 3.79, Shriram Finance Ltd = 3.61, Larsen & Toubro Ltd = 3.22, Welspun Corp Ltd = 2.48											

Managed Indian Equity Portfolios – Our Expertise



- ✓ Analyzing of the investor financial profile, risk appetite and financial goals.
- ✓ Structured suggestion note with appropriate bifurcation into various schemes with mode of investments (STP, Lumpsum, etc.)
- ✓ Fund selection basis the extensive data matrix of KPI (Key Performance Indicators) to analyze performance.
- ✓ Regular review of the fund performance to take advantage of market trends and opportunities.
- ✓ Taxation compliance support for the investments.

II. Investment through GIFT City Fund Route





GIFT City, Gujarat has been notified as India's 1st International Financial Service Center (IFSC)

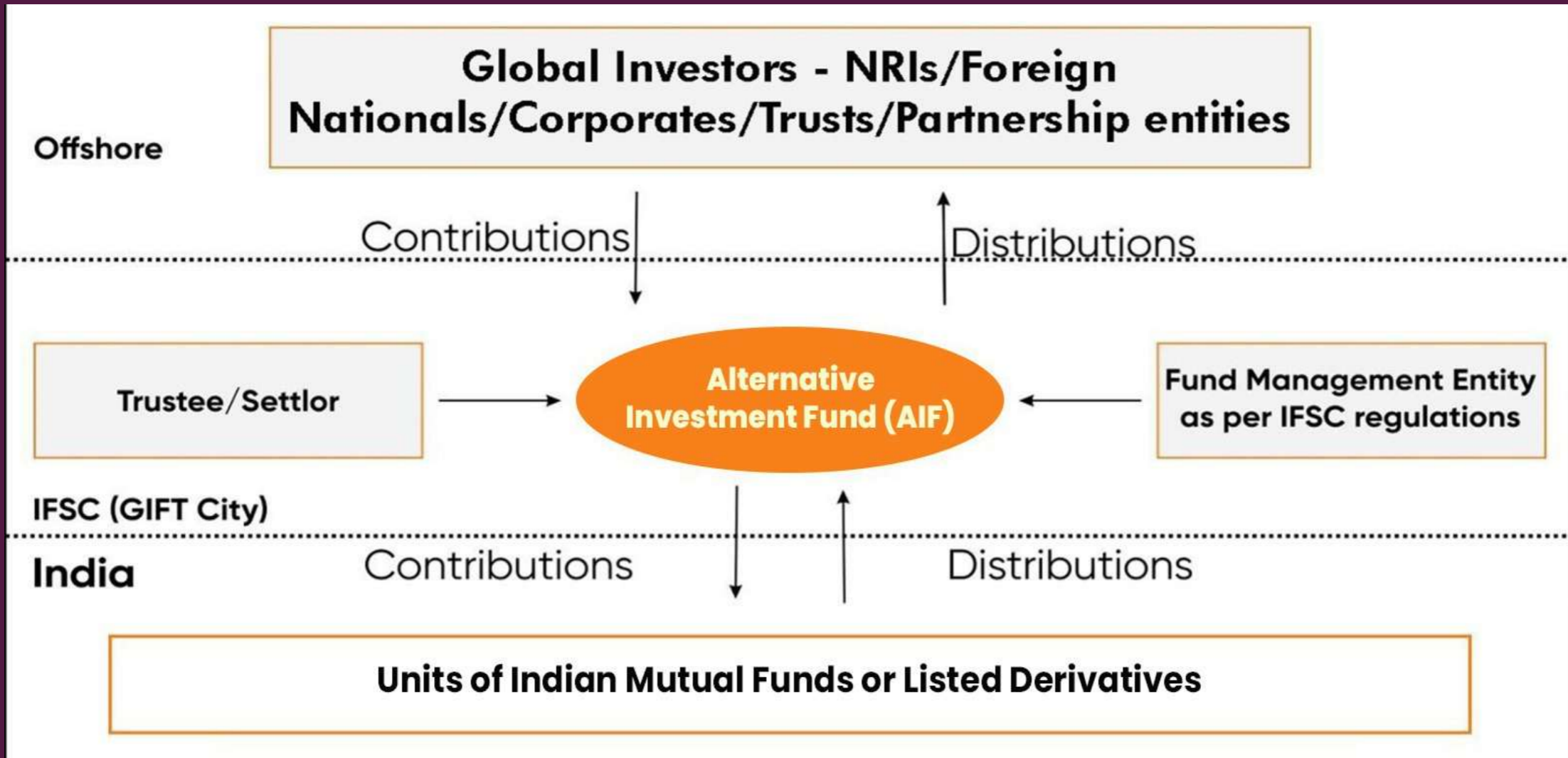


The GIFT City & IFSC – Legal Position



- ✓ The Exchange control regulation of India (FEMA) is not applicable in the GIFT SEZ (Special Economic Zone) area.
- ✓ Benefits only for Financial Services not for Manufacturing, Trading, etc. activities.
- ✓ Special benefits under the Indian Income Tax Act are applicable to Non Resident investors.
- ✓ All other Indian laws are applicable.

Investment Process for NRI through GIFT City Funds



Advantages for NRI through GIFT City Fund Route



✓ No Indian tax implications.

- No Indian taxation, on gains, where fund invests in units of Indian Mutual Funds/Derivatives.

✓ No tax compliances in India.

- No requirement obtain PAN (Permanent Account Number).
- No requirement to file India tax returns.
- No Indian tax assessments

Advantages for NRI through GIFT City Fund Route



- ✓ **No requirement of any broking / demat account or bank account in India.**
 - No hassle of opening a broking / demat account for holding securities in India.
 - Direct fund flow into the fund from foreign bank account.
- ✓ **USD denominated investments.**
 - Competitive conversion exchange rate for underlying investment into MF units.
- ✓ **Simplified onboarding process.**
 - Very convenient documentation for onboarding/KYC.



Summary

Invest in Alternative Investment Funds (AIFs) registered in GIFT City

The AIFs will invest in Indian Mutual Funds which invest into the equity shares.

The gains on sale of the units of the AIF will be tax free to the investor

The funds with the gains can be repatriated back seamlessly.

Advantages:

1. No tax implications on the transactions in India.
2. No requirement of any demat account or bank account in India.
3. USD-denominated investments with basic KYC without any hassles.

Types of GIFT City Funds at present



Fund Type	Underlying Exposure	Minimum Investment Amount (USD)
Retail India Equity	Indian Equity Mutual Funds	500
Retail Global Equity	Global ETFs & Stocks	5,000
India Equity	Indian Equity Mutual Funds & Stocks	1,50,000
Global Equity	Global ETFs & Stocks	1,50,000
Hybrid	Indian Hybrid Mutual Funds	1,50,000
Debt	Global Debt ETFs	1,50,000

Understand and decide on the suitable GIFT City Fund Investment

Research backed selection of GIFT City Funds



Sr. No	Scheme Name	Large Cap	Mid Cap	Small Cap	Smaller Small Cap	Debt and Others	Composition	Portfolio Turnover (%)	Returns as on 30-04-2026					
									1 M (in %)	3 M (in %)	6 M (in %)	1 Yr (in %)	3 Yr (in %)	5 Yr (in %)
<u>Large Cap</u>														
1	ABC Large Cap Fund (IFSC)	81	12	2	0	4	Net Equity = 95.77, Cash & Cash Equivalents and Net Assets = 2.52, Domestic Mutual Funds = 1.73,	27.00	--	--	--	--	--	--
	Underlying Fund	ABC Large Cap Fund(G)-Direct Plan = 100,												
	BSE 100 - TRI (USD)	93	7	0	0				--	--	--	--	--	--
	BSE 100 - TRI (INR)	93	7	0	0				8.51	-4.19	--	1.25	12.89	12.78
	Scheme Objective	The fund seek to generate long term capital appreciation by investing in units of Nippon India Large Cap Fund. The fund seeks to achieve this goal by investing in Nippon India Large Cap Fund.												
	Minimum Investment Amount	USD 151000												
	Expenses	Management Fees = 1.75, Other Expenses on Actuals Upto = 1.0, Expenses under Direct Plan = 0.71, Total = 3.46												
	Accredited Investment Requirement	Not Applicable												
	US Form 8832 Compliance	Not registered yet. Registration with US is in process.												
	SIP	Intial \$ 26,0000/- and than 5 intallment of \$25,000/-												
	Restricted Countires	FATF blacklisted countries, USA, Canada, Qatar, China, HK, Singapore												
	Client Present in India	Required for present in India												
	Immigration Required or Not	Immigration required												
	Forex Conversion Costs & Process	Standard Charter Institutional Rate												

Sr. No	Scheme Name	EXIT LOAD	Exp. Ratio	Star Rating	No. of Stocks	P/B	P/E	Alpha	Our Recom	Fund Manager/s	AUM (Mn / Cr)	AUM Before 6M (Mn / Cr)
1	ABC Large Cap Fund (IFSC)	4% for 0-1 Year, 3% for 1-2 Year, 1% for 2-3 Year. Can be Nil for Some Class	--	--	--	3.36	23.27	--		Pri = Mr. Mehul Shah, Sec = Mr. Vivek Kumar	\$12.42 Mn	
	Underlying Fund											
	BSE 100 - TRI (USD)				100	3.68	19.90					
	BSE 100 - TRI (INR)				100	3.68	19.90					

GIFT City Funds – Tax Planning for Uganda NRIs



- ✓ URA (Uganda Revenue Authority) requires Ugandan tax residents to disclose income, bank accounts and assets held outside Uganda.
- ✓ The fund invests across multiple mutual fund schemes and may switch between funds based on market opportunities and trends.
- ✓ Tax incidence may generally arise only upon redemption / receipt of proceeds in the investor's bank account.
- ✓ GIFT City funds help defer taxation in the country of tax residence (Uganda) until the investment is redeemed.
- ✓ Till redemption, the fund can remain actively managed with the objective of delivering optimal investment performance.



ICICI PRUDENTIAL SMART NAVIGATOR FUND (IFSC)
Statement of Account

Folio No : XXXXXX

Statement Date : 04/05/2026

Personal Information		Bank Details	
Name	: XXXXXXXXXXXXXXXX	Bank Name	: XXXXX XXXXX
Address	: XXXXXXXXXXXXX XXXXXXXXXXXXXXXXXX XXXX	Bank Account	: XXXXXXXXXXXXX
Mobile No.	: XXXXX XXXXXXXXXXXXXXXXXX	Bank A/c Type	: XXXXXXXXXXXXXXX
Email	: XXXXXXXXXXXXXXXXXXXXX	PAN	: XXXXXXX
Joint Holder		SWIFT / IBAN Code	: XXXXXXXXXXXXX
2nd Holder Name	:XXXXXXXXXXXXXXXXXXXXX	Nominee 1	: XX
Mode Of Holding	:XXXX	Nominee 2	:
		Nominee 3	:
		Distributor Code	: ICICI Pru 00603
		Distributor Name	: Ashutosh Financial Services Pvt. Ltd.





Account Summary (All amounts are in USD except units)

Class Details	NAV Date	NAV	Unit	Valuation
Class C1	30-04-2026	91.859	1,536.265	141,120.139
Total			1,536.265	141,120.139

Transaction Details : ICICI Prudential Smart Navigator Fund (IFSC) Class C1

Date	Transactions Description	NAV	Units Allotted	Amount (USD)
25-02-2026	Initial Subscription	98.290	1,536.265	151,000.000



Top 5 Holdings	Allocation	Top 5 Sectors	Allocation
ICICI Prudential Banking and Financial Services Fund	25.4%	 Banking and Financial Services	25%
ICICI Prudential Energy Opportunities Fund	17.4%	 Consumption	18%
ICICI Prudential Technology Fund	11.4%	 Energy	17%
ICICI Prudential FMCG Fund	9.7%	 Technology	11%
ICICI Prudential Pharma Healthcare and Diagnostics (P.H.D) Fund	8.8%	 Pharmaceutical	9%
Total Weights	72.7%		

GIFT City Funds – Our Expertise



- ✓ **Our office presence in the GIFT City - Gandhinagar**
- ✓ **Data-driven GIFT City fund recommendation based on rigorous performance analysis.**
- ✓ **Unique positioning – Combination of understanding of Investment aspects + Exchange Control Regulations (FEMA) + Taxation at one place.**
- ✓ **Case by case analysis of suitable investment to each investor depending on country, financial profile, risk appetite, liquidity requirements, etc.**
- ✓ **Strong experience in regard to successful and seamless onboarding in GIFT City Funds for several investors worldwide.**

III. Global Investing

US Equity Portfolio Strategy

China Equity Portfolio Strategy

Gold Silver Portfolio Strategy

Copper Portfolio Strategy

Global Strategic Allocation Portfolio Strategy
Ex. US, CHINA, INDIA

Seamless online process for Global Investing



- ✓ Visit our platform: ashutoshfinserv.vested.co.in
- ✓ U.S.A. broking partner is Drive Wealth LLC, and custodian is Citibank.
- ✓ Funds to be remitted directly to U.S.A. from Uganda and vice versa
- ✓ No involvement of Indian banking or taxation.
- ✓ No taxation in U.S.A. on the capital gains for persons who are not tax residents of U.S.A.
- ✓ Attractive opportunities for complete global investments.

Snapshot of our global investing platform



Vested Search any US Stock or ETF Portfolio Explore More Profile

US Market opens in 1:39:27 hours • Pre-Market is Open • S&P 500: ▲ 0.22% • NASDAQ: ▲ 0.29%

US Stocks & ETFs

Offered through VF Securities, Inc. (member FINRA/SIPC)

Pre-Market Open Portfolio

Current Value	Total Invested	1D Return: -\$40.96 (-0.70%)
\$5,795.08	\$5,330.00	Unrealized P&L: +\$465.08 (+8.73%)

View Portfolio Performance >

Buying Power: **\$70.02** Unsettled Cash: **\$0.00** [Transfer funds >](#)

Holdings Split

Information Technology	42.79%
Communication Services	20.97%
Consumer Discretionary	16.23%
Financials	6.95%
Consumer Staples	5.78%
Industrials	3.98%
All Others	3.30%

Help is always around the corner!

Holdings

Hold funds as cash (earns up to 1.3% p.a.)

USD fund transfer simplified

Directly access trade confirmations and monthly statements delivered by the broker



1. Alpha Picks Portfolio

- A 43 US Stock Portfolio provided by “Seeking Alpha” a respected Investment Research outfit.
- Portfolio with Momentum + Quality.
- Focused stock picking approach for patient investors.

2. Defence & Security Portfolio

- A 23 Stock portfolio of a strong sector in the present global scenario.
- Large sovereign funding assured.
- Replenishment and building up of defence inventories.



3. Deglobalisation Portfolio

- A Portfolio of 15 stock positioned for a structural deglobalisation cycle.
- This segment is backed by reshoring objective of the US government.

4. Aging vest Portfolio

- A 15 stock Portfolio aimed of companies in high quality health care business.
- These companies have growth potential in the aging US society.



5. Space tech Portfolio

- A 11 stock Portfolio positioned to benefit from structural growth of the space economy.
- This theme becoming a main stream defence communication and infrastructure opportunity.

**Combination of these
5 Portfolio make our
US Equity Portfolio
strategy**

Global Investing - China Equity Portfolio Strategy



Portfolio's / Investment Amount	Weightage
ASHR (Xtrackers Harvest CSI 300 China A-Shares ETF)	35%
FXI (iShares China Large-Cap ETF)	35%
CNXT (VanEck ChiNext ETF)	30%
Total Allocation	100%

Combination of these 3 ETF make our China Portfolio strategy



1. SPDR Gold Minishares Trust

- Gold ETF backed fully by physical gold with JPMorgan as sole custodians.

2. ABRDN Physical Silver Shares ETF

- Silver ETF backed fully by physical silver in London vaults under ICBC Standard Bank as custodians.

Combination of these 2 ETF make our Gold & Silver Portfolio strategy

Global Investing - Copper Portfolio Strategy












Portfolio Constituents	Weightage
COPP - Sprott Copper Miners ETF	20%
COPX - Global X Copper Miners ETF	20%
COPJ - Sprott Junior Copper Miners ETF	20%
ICOP - iShares Copper and Metals Mining ETF	20%
CPER - United States Copper Index Fund LP	20%
Total	100.00%

Metals Exposure	Allocation
Copper Mining	52.18%
Copper Futures	20.00%
Mining Others	11.54%
Gold Mining	9.04%
Zinc Mining	5.04%
Iron Ore Mining	2.20%

Global strategic Allocation Portfolio Strategy (Ex. US, China, India)

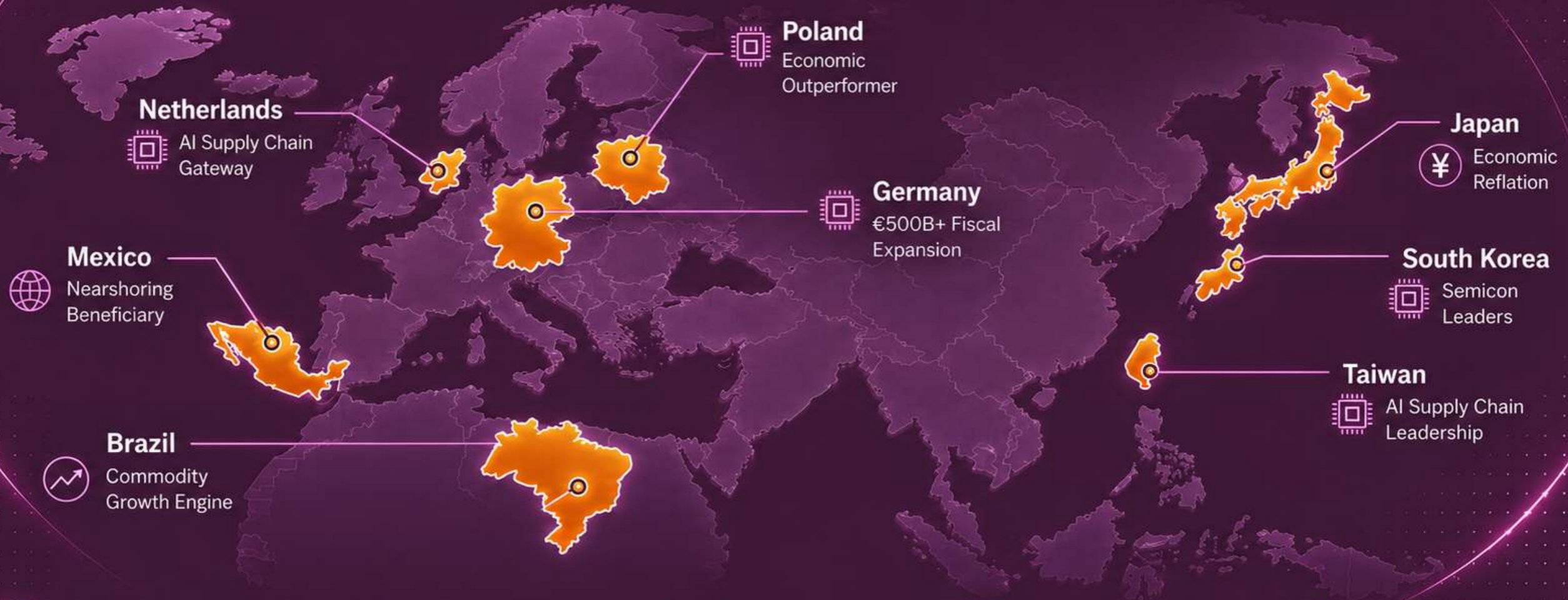


ETF	Country	Allocation
JPXN (iShares JPX-Nikkei 400 ETF)	 Japan	10%
DXJ (WisdomTree Japan Hedged Equity Fund)	 Japan	10%
EWN (iShares MSCI Netherlands ETF)	 Netherlands	20%
FLTW (Franklin FTSE Taiwan ETF)	 Taiwan	10%
EWY (iShares MSCI South Korea ETF)	 South Korea	10%
EWG (iShares MSCI Germany ETF)	 Germany	10%
EPOL (iShares MSCI Poland ETF)	 Poland	10%
EWZ (iShares MSCI Brazil ETF)	 Brazil	10%
EWX (iShares MSCI Mexico ETF)	 Mexico	10%
Total		100%

Combination of These ETFs made our Global strategic Allocation Portfolio Strategy

Global Strategic Allocation

TARGETING STRUCTURAL GROWTH ACROSS KEY GLOBAL NODES



AI INFRASTRUCTURE
Secular Demand Driver



INDUSTRIAL CAPEX
Multi-Year Investment Cycles



NEARSHORING
Supply Chain Realignment





DEFENSE CYCLE
Structural Spending Upside



COMMODITY CYCLE
Real Asset Leverage

Global Market Portfolio (Ex. USA & China)



ETF	Country	1 Year Return
JPXN	 Japan	25.58%
DXJ	 Japan	46.93%
EWN	 Netherlands	28.90%
FLTW	 Taiwan	99.22%
EWY	 South Korea	191.36%
EWG	 Germany	7.23%
EPOL	 Poland	30.15%
EWZ	 Brazil	46.68%
EWW	 Mexico	35.27%

Returns as on 1st May, 2026 in USD terms

Global Investing – Our Expertise



- ✓ Analyzing the country of residence, currency exposure and existing global investments.
- ✓ Structured suggestion note with appropriate bifurcation into various schemes with mode of investments (STP, Lumpsum, etc.)
- ✓ Portfolio selection (country and asset class) basis the extensive data using AI tools to analyze performance.
- ✓ Monthly review of the fund performance to take advantage of market trends and opportunities.
- ✓ Taxation compliance support for the investments.



Retirement Planning for Uganda NRIs

Retirement Planning



- ✓ Planning to be divided into accumulation phase and withdrawal phase.
- ✓ Goal-based financial planning required.
- ✓ Planning must include currency aspect, inflation and taxation must be considered.
- ✓ Systematic Investments to be planned across different categories (equity, fixed income, alternates, etc.), considering the financial timeline.
- ✓ Withdrawals to be planned later, depending on the tax implications and lifestyle needs.

Retirement Planning – Goal Based Planning



Goal statement: Withdraw 2L INR (inflation adjusted) every month at the age of 55 from portfolio

Present age A:	46
Target age B:	55
Investment period B-A	9
Expected growth rate per year	12%
Inflation per year	3%

<i>Working</i>	<i>Amount</i>
Amount required per year after retirement as on today basis (INR terms)	₹ 24,00,000
Targeted goal amount as per requirements today (7% withdrawal per year) (24,00,000 / 7%)	₹ 3,43,00,000
SIP per month required to reach to the targeted inflation adjusted amount in next 14 years	₹ 1,78,000
SIP per month required in USD terms	USD 270

Retirement Planning – Guaranteed Income Plan



Policy Year	(Amount in rupees)								Surrender Value*
	Annualized Premium	Cumulative Annualized Premium	Guaranteed					Non Guaranteed	
			Income Benefit (A)	Loyalty Addition (C)	Survival Benefit (A) + (B) + (C)	Death Benefit	Minimum Guaranteed Surrender Value	Special Surrender Value	
1	5,00,000	5,00,000	0	0	0	62,50,000	0	1,91,889	1,91,889
2	5,00,000	10,00,000	0	0	0	62,50,000	3,00,000	4,10,212	4,10,212
3	5,00,000	15,00,000	0	0	0	62,50,000	5,25,000	6,59,553	6,59,553
4	5,00,000	20,00,000	0	0	0	62,50,000	10,00,000	9,46,808	10,00,000
5	5,00,000	25,00,000	0	0	0	62,50,000	12,50,000	12,69,155	12,69,155
6	5,00,000	30,00,000	0	0	0	62,50,000	15,00,000	16,32,978	16,32,978
7	5,00,000	35,00,000	0	0	0	62,50,000	17,50,000	20,39,786	20,39,786
8	5,00,000	40,00,000	0	0	0	62,50,000	24,00,000	25,09,136	25,09,136
9	5,00,000	45,00,000	0	0	0	67,50,000	31,50,000	30,31,101	31,50,000
10	5,00,000	50,00,000	0	0	0	75,00,000	45,00,000	57,43,226	57,43,226
11	0	0	0	0	0	75,00,000	45,00,000	62,04,621	62,04,621
12	0	0	3,01,000	1,65,550	4,66,550	0	0	0	0
13	0	0	3,01,000	1,65,550	4,66,550	0	0	0	0
14	0	0	3,01,000	1,65,550	4,66,550	0	0	0	0
15	0	0	3,01,000	1,65,550	4,66,550	0	0	0	0
16	0	0	3,01,000	1,65,550	4,66,550	0	0	0	0
17	0	0	3,01,000	1,65,550	4,66,550	0	0	0	0

Retirement Planning – Guaranteed Income Plan



Policy Year	(Amount in rupees)								Surrender Value*
	Annualized Premium	Cumulative Annualized Premium	Guaranteed					Non Guaranteed	
			Income Benefit (A)	Loyalty Addition (C)	Survival Benefit (A) + (B) + (C)	Death Benefit	Minimum Guaranteed Surrender Value	Special Surrender Value	
18	0	0	3,01,000	1,65,550	4,66,550	0	0	0	0
19	0	0	3,01,000	1,65,550	4,66,550	0	0	0	0
20	0	0	3,01,000	1,65,550	4,66,550	0	0	0	0
21	0	0	3,01,000	1,65,550	4,66,550	0	0	0	0
22	0	0	3,01,000	1,65,550	4,66,550	0	0	0	0
23	0	0	3,01,000	1,65,550	4,66,550	0	0	0	0
24	0	0	3,01,000	1,65,550	4,66,550	0	0	0	0
25	0	0	3,01,000	1,65,550	4,66,550	0	0	0	0
26	0	0	3,01,000	1,65,550	4,66,550	0	0	0	0
27	0	0	3,01,000	1,65,550	4,66,550	0	0	0	0
28	0	0	3,01,000	1,65,550	4,66,550	0	0	0	0
29	0	0	3,01,000	1,65,550	4,66,550	0	0	0	0
30	0	0	3,01,000	1,65,550	4,66,550	0	0	0	0
31	0	0	3,01,000	1,65,550	4,66,550	0	0	0	0
32	0	0	3,01,000	1,65,550	4,66,550	0	0	0	0
33	0	0	3,01,000	1,65,550	4,66,550	0	0	0	0
34	0	0	3,01,000	1,65,550	4,66,550	0	0	0	0

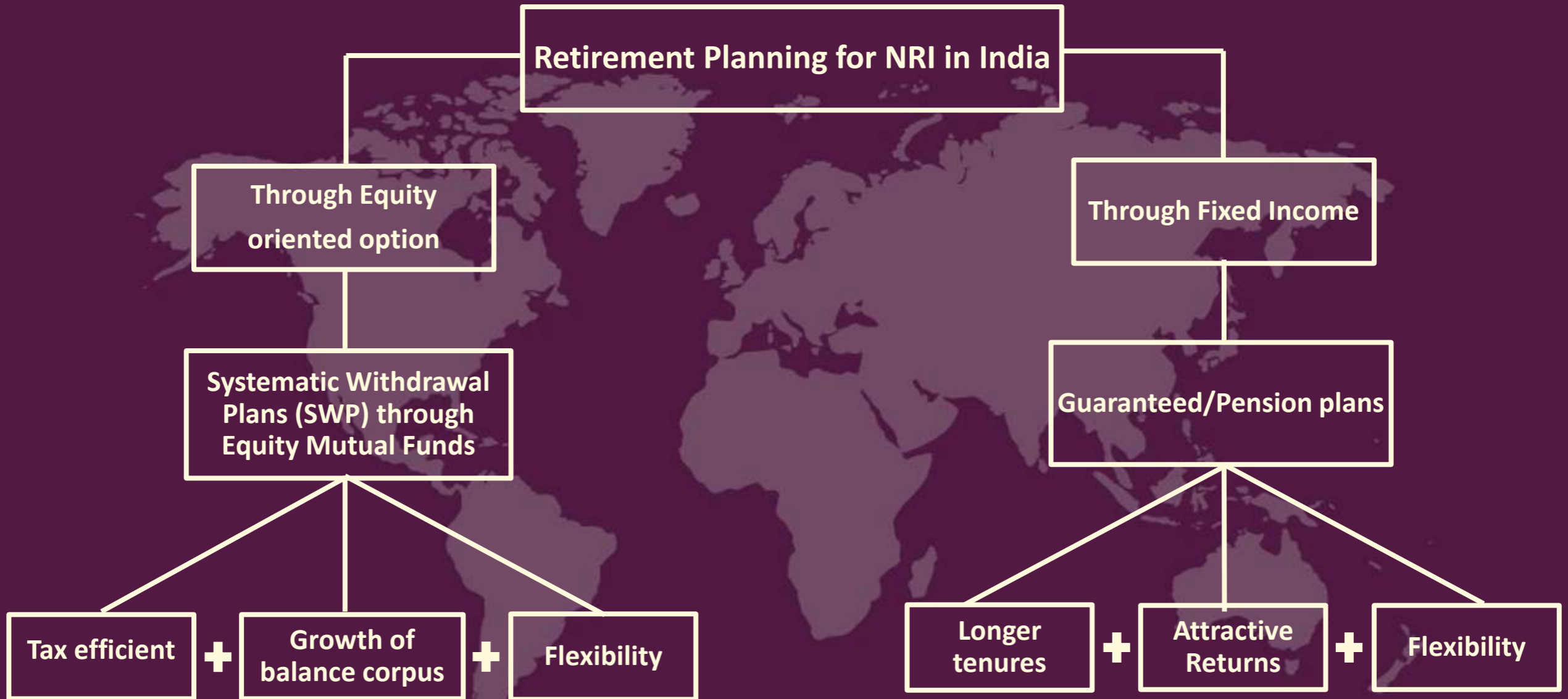
Retirement Planning – Guaranteed Income Plan



Policy Year	(Amount in rupees)									Surrender Value*
	Annualized Premium	Cumulative Annualized Premium	Guaranteed						Non Guaranteed	
			Income Benefit (A)	Enhanced Guaranteed Lumpsum Benefit (B)	Loyalty Addition (C)	Survival Benefit (A) + (B) + (C)	Death Benefit	Minimum Guaranteed Surrender Value	Special Surrender Value	
35	0	0	3,01,000	0	1,65,550	4,66,550	0	0	0	0
36	0	0	3,01,000	0	1,65,550	4,66,550	0	0	0	0
37	0	0	3,01,000	0	1,65,550	4,66,550	0	0	0	0
38	0	0	3,01,000	0	1,65,550	4,66,550	0	0	0	0
39	0	0	3,01,000	0	1,65,550	4,66,550	0	0	0	0
40	0	0	3,01,000	0	1,65,550	4,66,550	0	0	0	0
41	0	0	3,01,000	60,00,000	1,65,550	64,66,550	0	0	0	0

*The Surrender Value is payable only after completion of first policy year, provided one full year premium has been received. The Surrender Value is higher of the Minimum Guaranteed Surrender Value and the Special Surrender Value.

Retirement Planning - Summary



Should Uganda NRIs invest in Indian real estate?



- ✓ Liquidity and management of Real Estate continues to be a challenge.
- ✓ Process of investment, disinvestment with taxation and remittance of proceeds requires efforts and time.
- ✓ Next generation of most NRIs is not keen to relocate to India and manage the immovable properties.
- ✓ Real Estate for self use of NRI planning or may be required to relocate to India on need basis.
- ✓ Hence, Real Estate is not a preferred route of investment vis-à-vis financial assets for NRI.

Message



“ Invest globally to capture growth, but never ignore the hidden champions in your own backyard. ”

Sir John Templeton

— *Pioneer of Global Mutual Funds* —

“ If you want to be part of the future, **YOU MUST CONNECT WITH INDIA... YOU MUST BE IN INDIA.** ”



PM Narendra Modi

— *at NXT Summit* —

Disclaimer



This Presentation contains personal views of the speakers Mr. Daxesh D. Kothari & Mr. Rajit D. Kothari on the subject. The speakers and the company Ashutosh Financial Services Pvt. Ltd. do not intend to give any professional investment advice through this presentation. Financial Products are subject to related risks and one should read the offer documents carefully before acting on it.

This Presentation may contain references, wherever possible, website links, regulations or other policy materials. The information provided, is only intended to be a general summary. All information in this presentation, including charts, examples and other website references, may be used for any purpose only after appropriate professional advice.

About us...



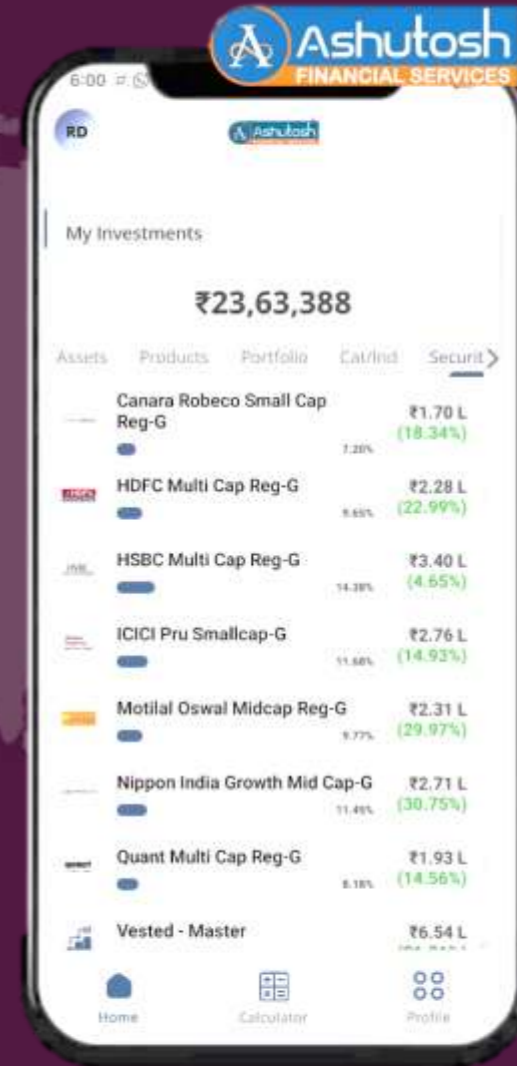
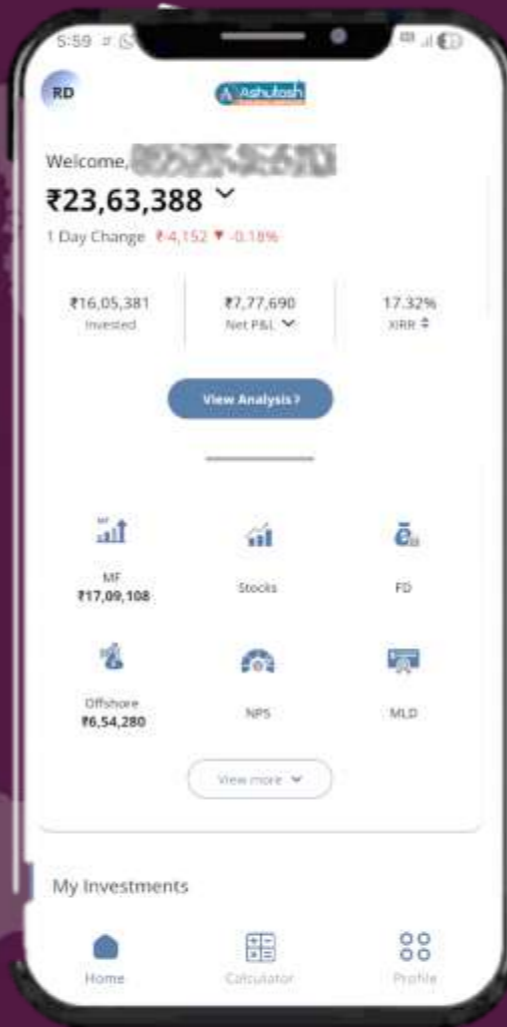
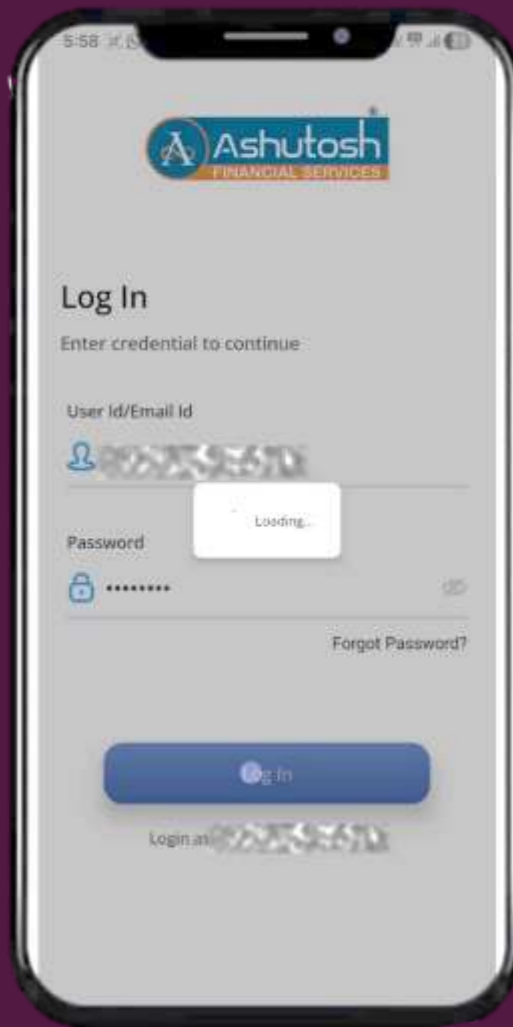
Our professional service mechanism



Services for NRIs

- Managed Indian Investments - Mutual Funds, Portfolio Management Services (PMS), Alternative Investment Funds (AIFs) and Global Investing.
- GIFT City solutions - Advisory on investment opportunities in India stock market through GIFT City route.
- Indian Income Tax & Accounting – Compliance & Advisory
- Indian Estate Planning – Wills & Private Family Trusts
- Indian Insurances – Insurance Brokers for Life Insurance.
- International Tax Compliance Support – Reporting Indian Incomes & Assets in residence country as per DTAA (Double Taxation Avoidance Agreement).
- Financial Regulations advisory – Repatriation of funds, planning for Gifts/loans, any other financial transactions, etc.
- Banking coordination wherever required.

Our digital interface



Our professional service mechanism



Advantages to NRIs working with us

Single point of contact – Complete Indian financial affairs for an NRI (Family office).

Relationship Manager – Backed by a team of specialists in all financial domains.

Convenience – Holistic advisory & ease of tax compliances.

No direct charges to clients - Ancillary services are complimentary from our side.

Our charging mechanism



- ✓ Ancillary services such as Income Tax Advisory, Estate Planning, Personal Bookkeeping, Regulatory Advisory and Compliance Support are provided on a complimentary basis.
- ✓ These services are offered only to clients who are associated with us for their investment portfolio management. We do not charge any separate fee for these ancillary services.
- ✓ Our remuneration is in the form of brokerage from Asset Management Companies.
- ✓ Investors can associate with us through fresh investments or by transferring their existing advisory/distributor code to us, without additional cost or tax implication.
- ✓ To summarize, investors get value added services at no additional costs for their Indian investments.



Do visit us personally at :

- Ahmedabad
- Rajkot
- Mumbai
- GIFT City

GLIMPSE OF OUR PAST INTERNATIONAL EVENTS



UK



Australia



Singapore



Kenya



Africa NRI Financial Conclave 2026

:: Event Schedule ::

Kenya

Date : 20th May, 2026 (Wednesday)

Location : Nairobi

Time : 6 PM EAT onwards

Uganda

Date : 23rd May, 2026 (Saturday)

Location : Kampala

Time : 6 PM EAT onwards



Do you want to book a personal meeting with us?

Venue: Four Points by Sheraton

Dates: 24th & 25th May 2026

Time: 10:00 AM to 8:00 PM

From 26th May 2026 onwards – Virtual Meetings

Contact us: +91 70430 88859 | +91 92744 32998

Thank you

Serving Since 1962

ISO 9001 : 2015
certified company



ASHUTOSH FINANCIAL SERVICES PVT. LTD.

Complete Wealth Management for India and the World

| AHMEDABAD | RAJKOT | MUMBAI | GIFT CITY

OUR SERVICES

INVESTMENT SERVICES



- | Mutual Funds | PMS | AIF | Unlisted Shares
- | Global Investing | Bonds | Fixed Deposits | Precious Metals

INSURANCE SERVICES - ASHUTOSH INSURANCE BROKERS LLP



- | Life Insurance | Retirement Planning
- | Investment through Life Insurance | Business Life Insurance

NRI SERVICES



- | Investments | Indian Income Tax & Estate Planning | Insurance
- | FEMA Regulations | International Tax Compliance | GIFT City Solutions

INCOME TAX & ESTATE PLANNING SERVICES



- | Advisory & Compliance for : Income Tax
- | Succession & Estate Planning | Personal Bookkeeping

MULTI FAMILY OFFICE SERVICES



- | Integrated complete financial services to families

Kindly fill the feedback form, it is utmost valuable to us!

Contact : +91 70430 88859 / +91 92744 32998 E-mail : info@ashutoshfinserv.com