

# India Special Opportunity Portfolio

## Investment Theme

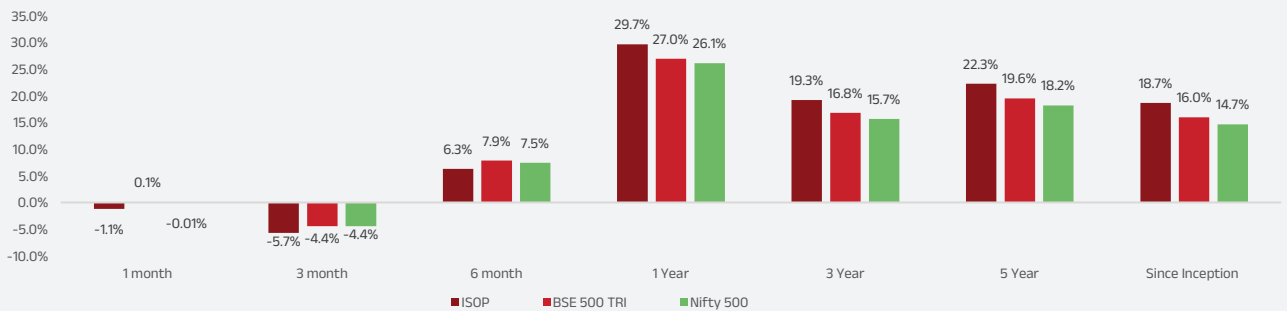
The strategy aims to invest in companies that are primed to benefit from the following catalysts - Micro turnaround, Macro Turnaround, Management Change, Deleveraging, Demerger, Mid to Largecap potential and Secular growth companies.

### Fund Details

**Structure:** Discretionary PMS | **Strategy Name:** India Special Opportunity Portfolio | **Benchmark:** BSE 500 TRI |

**Fund Inception Date:** June 14, 2018 | **Fund Manager:** Sameer Narayan & Salvin Shah

### Performance



Performance as on November 30, 2024 / Source: ABSLAMC Internal Research

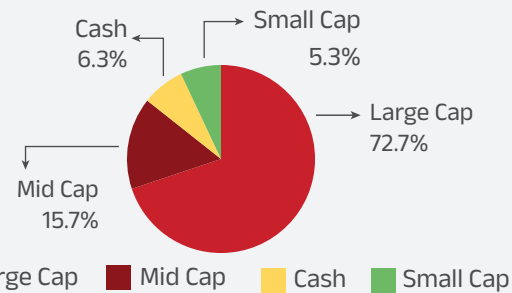
Disclaimer: Past performance of any product does not indicate its future performance. • Performance data is based on Time-Weighted Rate of Return (TWRR) for aggregated performance statistics of all investors. • Please note that performance of your portfolio may vary from that of other investors and that generated by the Investment Approach across all investors because of the timing of inflows and outflows of funds; and differences in the portfolio composition because of restrictions and other constraints • Investment approach level performance reported is not verified by SEBI.

### Risk Ratios

Standard Deviation	13.19%
Sharpe Ratio	0.95
Beta	0.87
Portfolio Turnover (%)	0.49

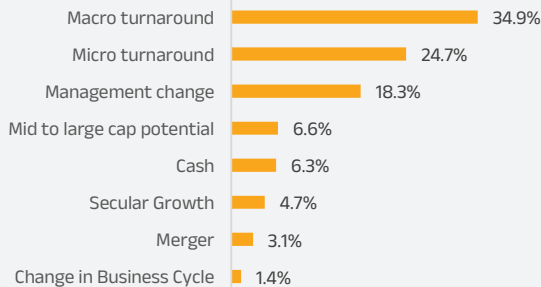
Above Ratios are 3 year ratios calculated on annualised basis

### Market Capitalisation

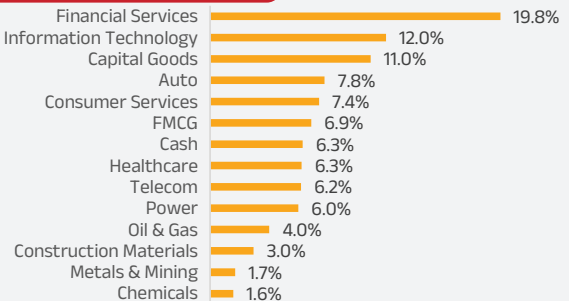


Source: AMFI / As on November 30, 2024

### Catalyst Allocation



### Sector Allocation



Portfolio data as on November 30, 2024

### Top 10 Portfolio Holdings

Companies	% to Net Assets
Trent Ltd	6.6%
Bharti Airtel Ltd	5.9%
ICICI Bank Ltd	4.9%
Bharat Dynamics Limited	4.3%
Tata Consultancy Services Ltd	4.1%

Companies	% to Net Assets
Siemens Ltd	3.7%
Bank Of Baroda	3.7%
Axis Bank Ltd	3.7%
Sun Pharmaceuticals Industries Ltd	3.5%
United Spirits Ltd	3.5%